

Program Internship Opportunities Survey

The Internship Opportunities Survey was conducted with participants from 15 selected programs. All surveyed program participants had the option of completing an internship while studying abroad. All UC campuses were represented. This survey was designed to generally assess the visibility of the internship option and the reasons for student participation. Eighty-seven unique participant responses were recorded and analyzed below.

Responses were divided for analysis based on question 6, "Have you enrolled, or are you planning to enroll in an internship that IS for academic credit as part of your EAP program?" Thirty-seven percent of respondents answered 'Yes' to this question. Among these students 80.6% were aware that internships for academic credit were an option before they applied to the specific program. Of interest, 80.0% of Japanese internship participants were not initially aware of this option, suggesting an information gap in marketing delivery points (Question 7). Career enhancement/preparation and personal enrichment appear to be the two highest motivations for taking part in an academic internship, selected by 87.1% and 90.3% of participants respectively (Question 9). Overall these participants did not anticipate using the internship for major, minor, or general education requirements. Additionally, less than half (48.3%) anticipated using the units for elective credit (Question 10). This may imply that students, although interested in internships, may not necessarily want or need an academically rigorous or integrated internships at this time. In fact 67.7% of respondents said their interest in an internship would have been the same regardless of receiving academic credit (Question 11). Ultimately and only 7% (30% vs. 37% of respondents) fewer students acknowledged current or future participation in an internship without credit in comparison to students participating in an internship for credit. Opportunity rather than academic credit seems to be the dominant factor among students.

Sixty-three percent of respondents indicated that they did not plan to enroll in an internship for academic credit during their time abroad. Of these respondents 46.0% were not aware of the option. The highest chosen indicator for not participating in an internship was lack of sufficient language skills. However, this was only selected by 26.4% of respondents. Other reasons given include academic workload, time, and lack of interest.

Please identify your current EAP program:

		Frequency	Percent	Valid Percent	Cumulative Percent
Valid	Japan	25	28.7	29.1	29.1
	Spain - Barcelona	22	25.3	25.6	54.7
	Chile, Santiago Fall or Year	11	12.6	12.8	67.4
	South Korea - Yonsei Fall or Year	7	8.0	8.1	75.6
	Mexico - U.S. Comparative Program	7	8.0	8.1	83.7
	Mexico - Monterrey TEC Fall or Year	6	6.9	7.0	90.7
	Hungary, Year	5	5.7	5.8	96.5
	The Philippines Year	3	3.4	3.5	100.0
	Total	86	98.9	100.0	
Missing	System	1	1.1		
Total		87	100.0		

Source: UOEAP, SM&C, Research August 2004.

Japan participants broken out by program.

		Frequency	Percent	Valid Percent	Cumulative Percent
Valid	International Christian University	7	28.0	28.0	28.0
	Sophia University	6	24.0	24.0	52.0
	Tohoku University	4	16.0	16.0	68.0
	Doshisha University	4	16.0	16.0	84.0
	Osaka University	1	4.0	4.0	88.0
	Tokyo Institute of Technology	1	4.0	4.0	92.0
	University of Tokyo, Hongo campus	1	4.0	4.0	96.0
	Keio University	1	4.0	4.0	100.0
Total		25	100.0	100.0	

Source: UOEAP, SM&C, Research August 2004.

Identification of program including Japan host Universities

		Frequency	Percent	Valid Percent	Cumulative Percent
Valid	Spain - Barcelona	22	25.3	25.6	25.6
	Chile, Santiago Fall or Year	11	12.6	12.8	38.4
	South Korea - Yonsei Fall or Year	7	8.0	8.1	46.5
	Mexico - U.S. Comparative Program	7	8.0	8.1	54.7
	Japan - Int'l Christian Univ.	7	8.0	8.1	62.8
	Mexico - Monterrey TEC Fall or Year	6	6.9	7.0	69.8
	Japan - Sophia Univ.	6	6.9	7.0	76.7
	Hungary, Year	5	5.7	5.8	82.6
	Japan - Doshisha Univ.	4	4.6	4.7	87.2
	Japan - Tohoku Univ.	4	4.6	4.7	91.9
	The Philippines Year	3	3.4	3.5	95.3
	Japan - Keio Univ.	1	1.1	1.2	96.5
	Japan - Osaka Univ.	1	1.1	1.2	97.7
	Japan - Tokyo Institute of Tech.	1	1.1	1.2	98.8
	Japan - Univ. of Tokyo, Hongo	1	1.1	1.2	100.0
Total		86	98.9	100.0	
Missing	System	1	1.1		
Total		87	100.0		

Source: UOEAP, SM&C, Research August 2004.

Please identify your UC campus:

		Frequency	Percent	Valid Percent	Cumulative Percent
Valid	UC Berkeley	18	20.7	20.9	20.9
	UC Santa Barbara	14	16.1	16.3	37.2
	UC Los Angeles	13	14.9	15.1	52.3
	UC San Diego	13	14.9	15.1	67.4
	UC Irvine	12	13.8	14.0	81.4
	UC Santa Cruz	7	8.0	8.1	89.5
	UC Davis	6	6.9	7.0	96.5
	UC Riverside	3	3.4	3.5	100.0
	Total	86	98.9	100.0	
Missing	System	1	1.1		
Total		87	100.0		

Source: UOEAP, SM&C, Research August 2004.

		Please identify your UC campus:								Total
		UC Berkeley	UC Davis	UC Irvine	UC Los Angeles	UC Riverside	UC San Diego	UC Santa Barbara	UC Santa Cruz	
Please identify your current EAP program:	Chile, Santiago Fall or Year	4	2		2			2	1	11
	Hungary, Year	1			2			1	1	5
	Japan	6	1	6	3	1	4	4		25
	The Philippines Year	1			2					3
	South Korea - Yonsei Fall or Year	2		1	1	1	2			7
	Spain - Barcelona	4		3	1		4	4	5	21
	Mexico - Monterrey TEC Fall or Year				1	1	2	2		6
	Mexico - U.S. Comparative Program		3	2			1	1		7
Total		18	6	12	12	3	13	14	7	85

Source: UOEAP, SM&C, Research August 2004.

First Major

		Frequency	Percent	Valid Percent	Cumulative Percent
Valid	Political Science	11	12.6	12.6	12.6
	History	7	8.0	8.0	20.7
	Japanese	5	5.7	5.7	26.4
	Sociology	5	5.7	5.7	32.2
	Economics	3	3.4	3.4	35.6
	Human Development	3	3.4	3.4	39.1
	Psychology	3	3.4	3.4	42.5
	Business Administration	2	2.3	2.3	44.8
	Communication Studies	2	2.3	2.3	47.1
	Electrical Engineering	2	2.3	2.3	49.4
	International Studies	2	2.3	2.3	51.7
	Linguistics	2	2.3	2.3	54.0
	Spanish	2	2.3	2.3	56.3
	Art History	1	1.1	1.1	57.5
Business/Economics	1	1.1	1.1	58.6	

Source: UOEAP, SM&C, Research August 2004.

First Major

		Frequency	Percent	Valid Percent	Cumulative Percent
Valid	Chemistry	1	1.1	1.1	59.8
	Chicano Studies	1	1.1	1.1	60.9
	Communications	1	1.1	1.1	62.1
	Community Regional Development	1	1.1	1.1	63.2
	Comparative Literature	1	1.1	1.1	64.4
	Computer Engineering	1	1.1	1.1	65.5
	Computer Science and Engineering B.A.	1	1.1	1.1	66.7
	Development Studies	1	1.1	1.1	67.8
	Ecology, Behavior and Evolution	1	1.1	1.1	69.0
	Engineering Physics	1	1.1	1.1	70.1
	English and Spanish (filologia)	1	1.1	1.1	71.3
	Environmental engineering science	1	1.1	1.1	72.4
	Ethnic Studies	1	1.1	1.1	73.6
	Film and Visual Culture	1	1.1	1.1	74.7
	Geography	1	1.1	1.1	75.9
	Global Economics	1	1.1	1.1	77.0
	Global Studies	1	1.1	1.1	78.2
	Interdisciplinary Computing and the Arts	1	1.1	1.1	79.3
	International Economics	1	1.1	1.1	80.5
	Japanese Lang. Lit.	1	1.1	1.1	81.6
	Japanese Language	1	1.1	1.1	82.8
	Japanese Language and Culture	1	1.1	1.1	83.9
	Japanese Studies	1	1.1	1.1	85.1
	Language Studies	1	1.1	1.1	86.2
	Latin American and Iberian Studies	1	1.1	1.1	87.4
	Latin American and Latino Studies	1	1.1	1.1	88.5
	Management Science	1	1.1	1.1	89.7
	Mathematics	1	1.1	1.1	90.8
	Psychology & Social Behavior	1	1.1	1.1	92.0
	Psychology and Social Behavior	1	1.1	1.1	93.1
	Social Welfare	1	1.1	1.1	94.3
	Visual Art (Media)	1	1.1	1.1	95.4
	Women's Studies	1	1.1	1.1	96.6
	Criminology	1	1.1	1.1	97.7
Biology	1	1.1	1.1	98.9	
Computer Science	1	1.1	1.1	100.0	
Total		87	100.0	100.0	

Source: UOEP, SM&C, Research August 2004.

Second Major

		Frequency	Percent	Valid Percent	Cumulative Percent
Valid	Psychology	2	2.3	11.8	11.8
	Spanish	2	2.3	11.8	23.5
	Communications	1	1.1	5.9	29.4
	Economics	1	1.1	5.9	35.3
	History	1	1.1	5.9	41.2
	International Studies	1	1.1	5.9	47.1
	Japanese	1	1.1	5.9	52.9
	Political Science	1	1.1	5.9	58.8
	Southeast Asian Studies	1	1.1	5.9	64.7
	Spanish Literature	1	1.1	5.9	70.6
	Asian American Studies	1	1.1	5.9	76.5
	Philosophy	1	1.1	5.9	82.4
	International Relations	1	1.1	5.9	88.2
	Latin American Studies	1	1.1	5.9	94.1
	Religious Studies	1	1.1	5.9	100.0
	Total	17	19.5	100.0	
Missing	System	70	80.5		
	Total	87	100.0		

Source: UOEAP, SM&C, Research August 2004.

Please state your academic minor:

		Frequency	Percent	Valid Percent	Cumulative Percent
Valid	No Minor	53	60.9	60.9	60.9
	Spanish	8	9.2	9.2	70.1
	Education	2	2.3	2.3	72.4
	Spanish Literature	2	2.3	2.3	74.7
	Art	1	1.1	1.1	75.9
	Asian Studies	1	1.1	1.1	77.0
	Business/Management and Spanish	1	1.1	1.1	78.2
	Chicana/o Studies	1	1.1	1.1	79.3
	Chicano Studies and Community Regional Development	1	1.1	1.1	80.5
	City Planning	1	1.1	1.1	81.6
	Computer Engineering Emphasis	1	1.1	1.1	82.8
	Education and Japanese	1	1.1	1.1	83.9
	English	1	1.1	1.1	85.1
	Environmental Studies	1	1.1	1.1	86.2
	History	1	1.1	1.1	87.4
	Japanese	1	1.1	1.1	88.5
	Japanese Studies	1	1.1	1.1	89.7
	Literature	1	1.1	1.1	90.8
	Management	1	1.1	1.1	92.0
	Pending Biology	1	1.1	1.1	93.1
	Philosophy	1	1.1	1.1	94.3
	Psychology	1	1.1	1.1	95.4
	Sociology	1	1.1	1.1	96.6
Southeast Asian Studies	1	1.1	1.1	97.7	
Theater	1	1.1	1.1	98.9	
Theatre and Education	1	1.1	1.1	100.0	
Total	87	100.0	100.0		

Source: UOEAP, SM&C, Research August 2004.

		#5. Have you participated, or are you planning to participate, in an internship or volunteer/community service experience that is NOT for academic credit as part of your EAP program?			
		Yes		No	
		Count	Row %	Count	Row %
Please identify your current EAP program:	Chile, Santiago Fall or Year	3	27.3%	8	72.7%
	Hungary, Year	2	40.0%	3	60.0%
	Japan - please list host university in the below text-box	6	24.0%	19	76.0%
	The Philippines Year	2	66.7%	1	33.3%
	South Korea - Yonsei Fall or Year	2	28.6%	5	71.4%
	Spain - Barcelona	9	40.9%	13	59.1%
	Mexico - Monterrey TEC Fall or Year	2	33.3%	4	66.7%
	Mexico - U.S. Comparative Program	0	.0%	7	100.0%
Total		26	30.2%	60	69.8%

Source: UOEAP, SM&C, Research August 2004. One Participant did not identify their EAP program. That participant answered 'No' to #5.

		#6. Have you enrolled, or are you planning to enroll, in an internship that IS for academic credit (EAP course number 197) as part of your EAP program?			
		Yes		No	
		Count	Row %	Count	Row %
Please identify your current EAP program:	Chile, Santiago Fall or Year	3	27.3%	8	72.7%
	Hungary, Year	5	100.0%	0	.0%
	Japan - please list host university in the below text-box	5	20.0%	20	80.0%
	The Philippines Year	3	100.0%	0	.0%
	South Korea - Yonsei Fall or Year	2	28.6%	5	71.4%
	Spain - Barcelona	8	36.4%	14	63.6%
	Mexico - Monterrey TEC Fall or Year	3	50.0%	3	50.0%
	Mexico - U.S. Comparative Program	3	42.9%	4	57.1%
Total		32	37.2%	54	62.8%

Source: UOEAP, SM&C, Research August 2004. One Participant did not identify their EAP program. That participant answered 'No' to #6.

Program Distribution of those who answered "Yes" on question #5:

		#6. Have you enrolled, or are you planning to enroll, in an internship that IS for academic credit (EAP course number 197) as part of your EAP program?			
		Yes		No	
		Count	Row %	Count	Row %
Please identify your current EAP program:	Chile, Santiago Fall or Year	1	33.3%	2	66.7%
	Hungary, Year	2	100.0%	0	.0%
	Japan - please list host university in the below text-box	4	66.7%	2	33.3%
	The Philippines Year	2	100.0%	0	.0%
	South Korea - Yonsei Fall or Year	1	50.0%	1	50.0%
	Spain - Barcelona	4	44.4%	5	55.6%
	Mexico - Monterrey TEC Fall or Year	1	50.0%	1	50.0%
Total		15	57.7%	11	42.3%

Source: UOEAP, SM&C, Research August 2004. 26 people said yes to #5. This is the distribution of answers on question #6 for those 26 people. Therefore 57% said yes to both #5 and #6.

Questions #7-11 answered by participants who responded "Yes" to #6 -"Have you enrolled or are planning to enroll in an internship that IS for academic credit as part of your EAP program? (32 total participants answered "Yes")

		#7. Were you aware that internships for academic credit were an option on this specific program before you applied to the program?				Total	
		Yes		No		Count	Row %
		Count	Row %	Count	Row %		
Program	Chile, Santiago Fall or Year	3	100.0%			3	100.0%
	Hungary, Year	4	80.0%	1	20.0%	5	100.0%
	Japan	1	20.0%	4	80.0%	5	100.0%
	The Philippines Year	3	100.0%			3	100.0%
	South Korea - Yonsei Fall or Year	1	100.0%			1	100.0%
	Spain - Barcelona	8	100.0%			8	100.0%
	Mexico	5	83.3%	1	16.7%	6	100.0%
Total		25	80.6%	6	19.4%	31	100.0%

Source: UOEAP, SM&C, Research August 2004. Question asked of those who answered 'Yes' to #6. 32 answered 'Yes', one missing.

		#8. Was the option of doing an internship for academic credit one of the reasons you were attracted to this specific program?				Total	
		Yes		No		Count	Row %
		Count	Row %	Count	Row %		
Program	Chile, Santiago Fall or Year	1	33.3%	2	66.7%	3	100.0%
	Hungary, Year	3	60.0%	2	40.0%	5	100.0%
	Japan			5	100.0%	5	100.0%
	The Philippines Year	1	33.3%	2	66.7%	3	100.0%
	South Korea - Yonsei Fall or Year			1	100.0%	1	100.0%
	Spain - Barcelona	3	37.5%	5	62.5%	8	100.0%
	Mexico	4	66.7%	2	33.3%	6	100.0%
Total		12	38.7%	19	61.3%	31	100.0%

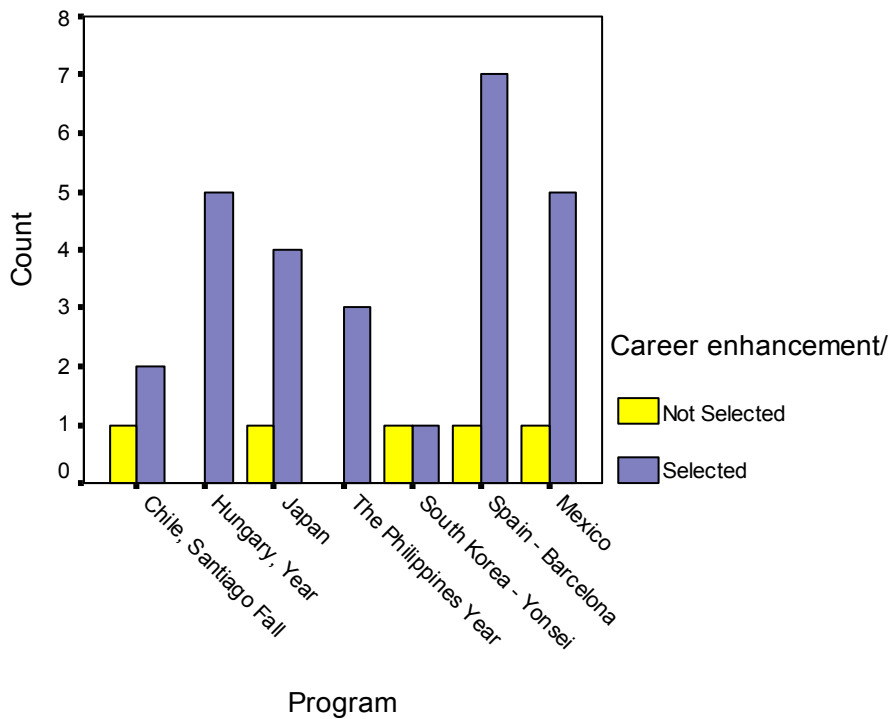
Source: UOEAP, SM&C, Research August 2004. Question asked of those who answered 'Yes' to #6. 32 answered 'Yes', one missing

What were your motivations in choosing to do an internship? Broken out by country

#9a. Career enhancement/ preparation

		Career enhancement/ preparation		Total	
		Not Selected	Selected		
Program	Chile, Santiago Fall or Year	Count	1	2	3
			33.3%	66.7%	100.0%
	Hungary, Year	Count	0	5	5
			.0%	100.0%	100.0%
	Japan	Count	1	4	5
			20.0%	80.0%	100.0%
	The Philippines Year	Count	0	3	3
			.0%	100.0%	100.0%
South Korea - Yonsei Fall or Year	Count	1	1	2	
		50.0%	50.0%	100.0%	
Spain - Barcelona	Count	1	7	8	
		12.5%	87.5%	100.0%	
Mexico	Count	1	5	6	
		16.7%	83.3%	100.0%	
Total	Count	5	27	32	
		15.6%	84.4%	100.0%	

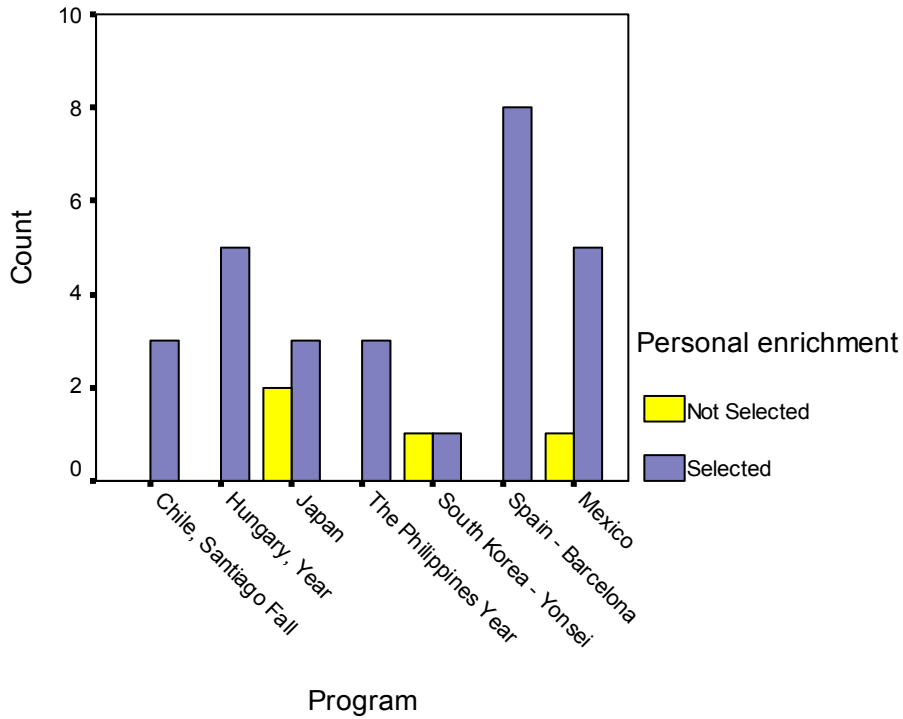
Source: UOEAP, SM&C, Research August 2004.



#9b. Personal enrichment

		Personal enrichment		Total	
		Not Selected	Selected		
Program	Chile, Santiago Fall or Year	Count	0	3	3
			.0%	100.0%	100.0%
	Hungary, Year	Count	0	5	5
			.0%	100.0%	100.0%
	Japan	Count	2	3	5
			40.0%	60.0%	100.0%
	The Philippines Year	Count	0	3	3
		.0%	100.0%	100.0%	
South Korea - Yonsei Fall or Year	Count	1	1	2	
		50.0%	50.0%	100.0%	
Spain - Barcelona	Count	0	8	8	
		.0%	100.0%	100.0%	
Mexico	Count	1	5	6	
		16.7%	83.3%	100.0%	
Total	Count	4	28	32	
		12.5%	87.5%	100.0%	

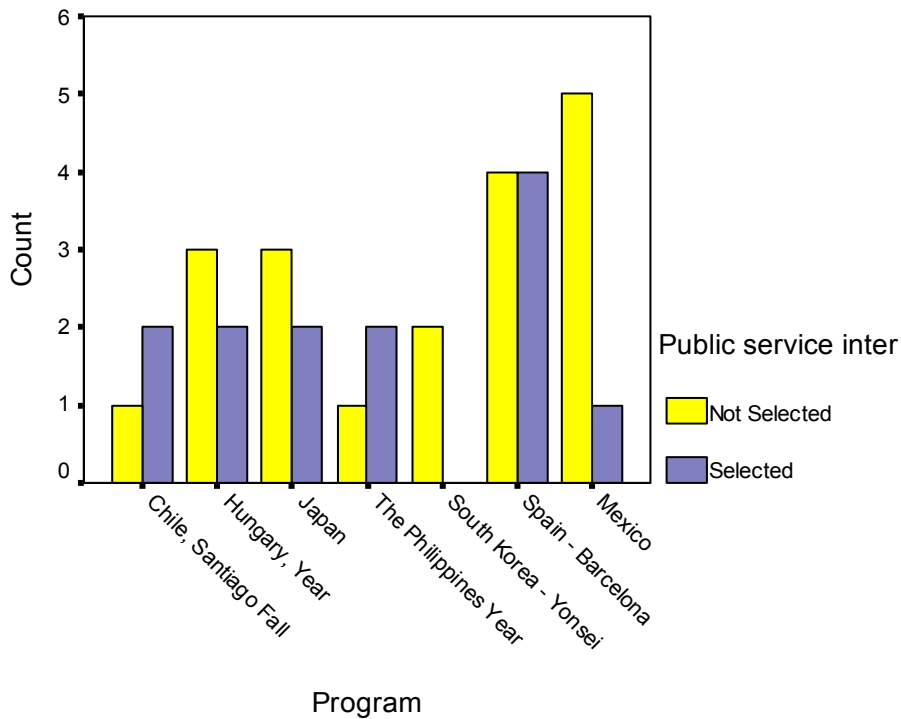
Source: UOEAP, SM&C, Research August 2004.



#9c. Public service interest

		Public service interest		Total
		Not Selected	Selected	
Program	Chile, Santiago Fall or Year	Count 33.3%	1 66.7%	3 100.0%
	Hungary, Year	Count 60.0%	3 40.0%	5 100.0%
	Japan	Count 60.0%	3 40.0%	5 100.0%
	The Philippines Year	Count 33.3%	1 66.7%	3 100.0%
	South Korea - Yonsei Fall or Year	Count 100.0%	2 .0%	2 100.0%
	Spain - Barcelona	Count 50.0%	4 50.0%	8 100.0%
	Mexico	Count 83.3%	5 16.7%	6 100.0%
Total		Count 59.4%	19 13 40.6%	32 100.0%

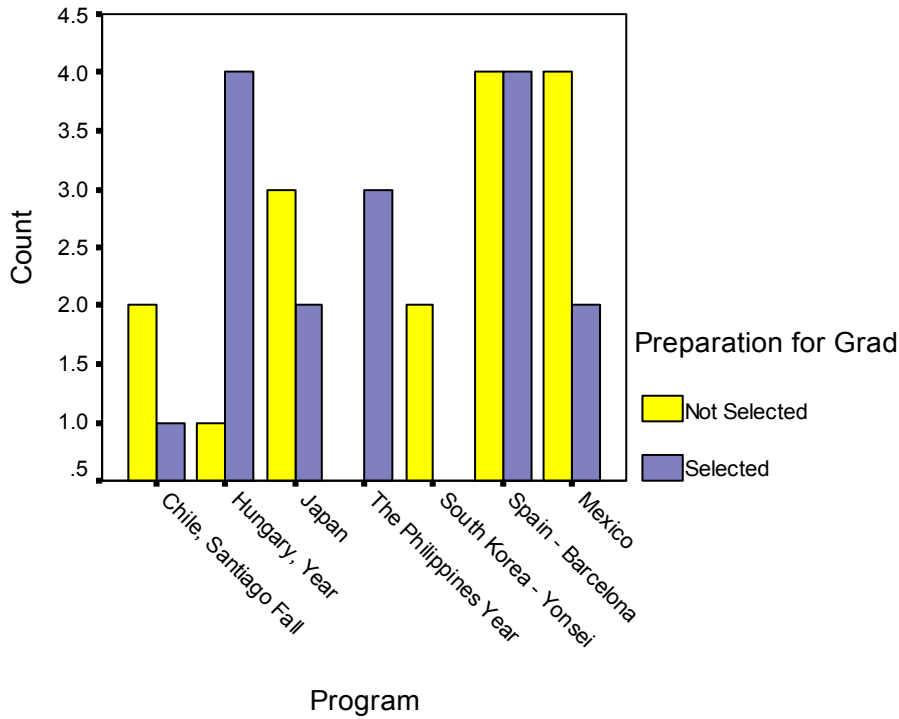
Source: UOEAP, SM&C, Research August 2004.



#9d. Preparation for Graduate School

		Preparation for Graduate School		Total
		Not Selected	Selected	
Program	Chile, Santiago Fall or Year	Count 2 66.7%	1 33.3%	3 100.0%
	Hungary, Year	Count 1 20.0%	4 80.0%	5 100.0%
	Japan	Count 3 60.0%	2 40.0%	5 100.0%
	The Philippines Year	Count 0 .0%	3 100.0%	3 100.0%
	South Korea - Yonsei Fall or Year	Count 2 100.0%	0 .0%	2 100.0%
	Spain - Barcelona	Count 4 50.0%	4 50.0%	8 100.0%
	Mexico	Count 4 66.7%	2 33.3%	6 100.0%
	Total	Count 16 50.0%	16 50.0%	32 100.0%

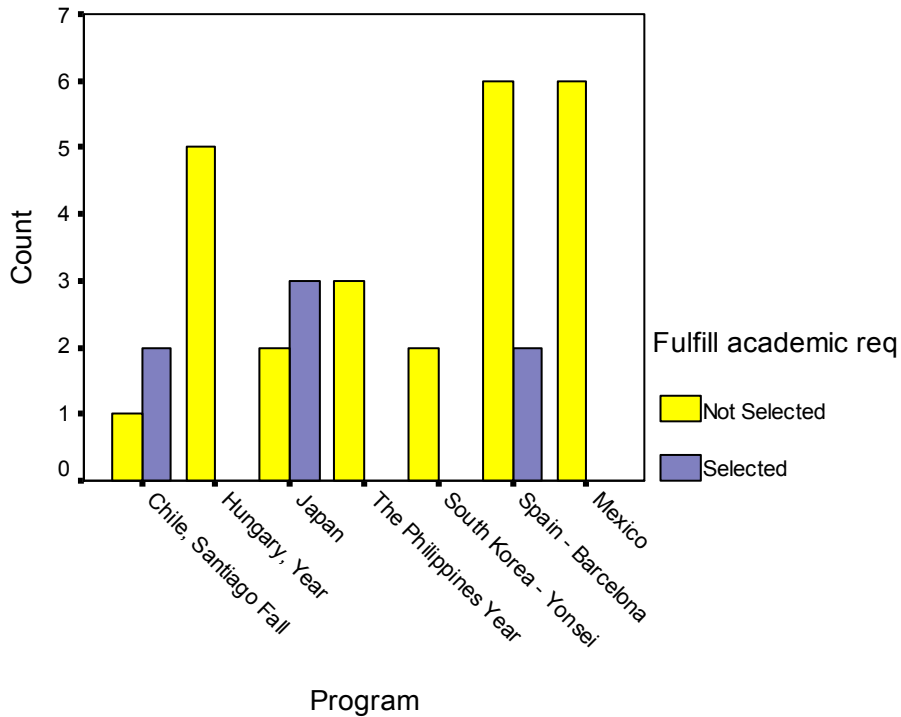
Source: UOEAP, SM&C, Research August 2004.



#9e. Fulfill academic requirement

		Fulfill academic requirement		Total	
		Not Selected	Selected		
Program	Chile, Santiago Fall or Year	Count	1	2	3
			33.3%	66.7%	100.0%
	Hungary, Year	Count	5	0	5
			100.0%	.0%	100.0%
	Japan	Count	2	3	5
			40.0%	60.0%	100.0%
	The Philippines Year	Count	3	0	3
			100.0%	.0%	100.0%
South Korea - Yonsei Fall or Year	Count	2	0	2	
		100.0%	.0%	100.0%	
Spain - Barcelona	Count	6	2	8	
		75.0%	25.0%	100.0%	
Mexico	Count	6	0	6	
		100.0%	.0%	100.0%	
Total		Count	25	7	32
			78.1%	21.9%	100.0%

Source: UOEAP, SM&C, Research August 2004.



#9B. Other Motives (5 responses)

Case Summaries

		9B. Other motive(s), please list: (response limit of 250 characters)
Hungary, Year		<i>i really wanted to do something involving film. at first i thought i would just be doing busy work for a director or something and now i am planning on actually making films. i'm so excited and happy about this...not only is it my dream but a way to get m</i>
		1
The Philippines Year		<i>to practice my tagalog skills with the community</i>
		1
Spain - Barcelona		<i>Learn language in a different context; aid my immersement into the culture</i>
		1
Mexico		<i>For my future career and grad school</i>
		<i>Practice Spanish in a professional setting.</i>
		2
Total		5

Source: UOEAP, SM&C, Research August 2004.

#9. Summary

		Career enhancement/ preparation		Personal enrichment		Public service interest		Preparation for Graduate School		Fulfill academic requirement	
		Not Selected	Selected	Not Selected	Selected	Not Selected	Selected	Not Selected	Selected	Not Selected	Selected
Proram	Chile, Santiago Fall or Year	1	2		3	1	2	2	1	1	2
	Hungary, Year		5		5	3	2	1	4	5	
	Japan	1	4	2	3	3	2	3	2	2	3
	The Philippines Year		3		3	1	2		3	3	
	South Korea - Yonsei Fall or Year	1	1	1	1	2		2		2	
	Spain - Barcelona	1	7		8	4	4	4	4	6	2
	Mexico	1	5	1	5	5	1	4	2	6	
Total		5	27	4	28	19	13	16	16	25	7

Source: UOEAP, SM&C, Research August 2004.

Multiple Response Summary

#9. What were your motivations in choosing to do an internship?

Dichotomy label	Name	Count	Pct of Responses	Pct of Cases
Career enhancement/ preparation	career	27	28.1	87.1
Personal enrichment	personal	28	29.2	90.3
Public service interest	pubservi	13	13.5	41.9
Preparation for Graduate School	gradschl	16	16.7	51.6
Fulfill academic requirement	acadreqt	7	7.3	22.6
Other	otmotlst	5	5.2	16.1
		-----	-----	-----
	Total responses	96	100.0	309.7

1 missing cases; 31 valid cases

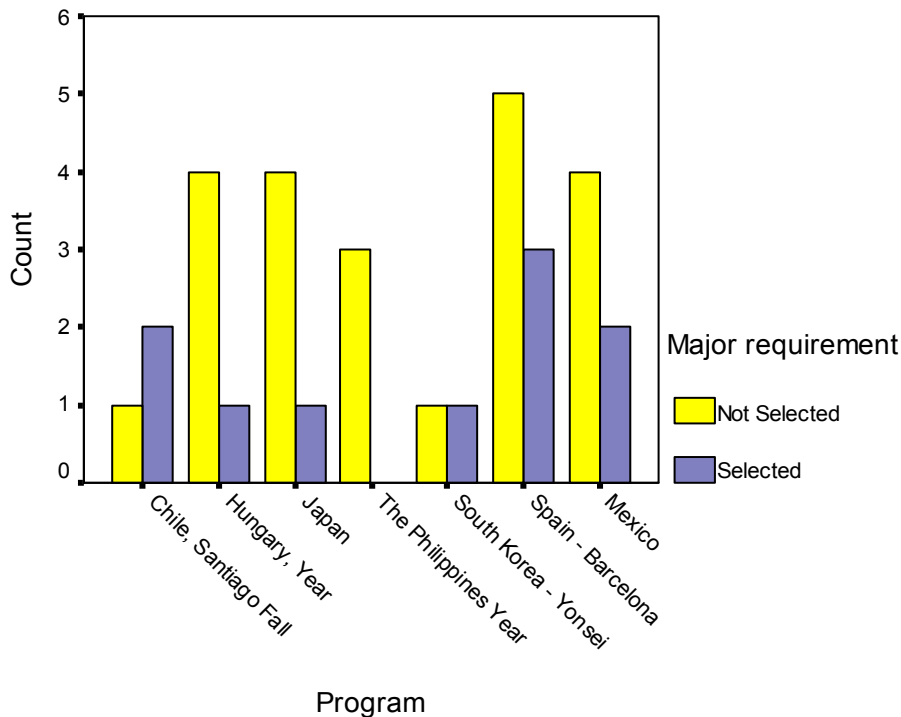
In that 31 respondents (31 valid cases) made 96 responses, we have multiple motives at work for most respondents (average of 3.1). The survey instrument seems to have reasonably anticipated the categories of interest in that 3 of the 6 categories were selected by more than 50% of respondents and collectively accounted for 73.9% of the response.

#10. How do you plan to use the credit you earn for this internship? Broken out by country

#10a. Major requirement

			Major requirement		Total
			Not Selected	Selected	
Program	Chile, Santiago Fall or Year	Count	1	2	3
			33.3%	66.7%	100.0%
	Hungary, Year	Count	4	1	5
			80.0%	20.0%	100.0%
	Japan	Count	4	1	5
			80.0%	20.0%	100.0%
	The Philippines Year	Count	3	0	3
			100.0%	.0%	100.0%
South Korea - Yonsei Fall or Year	Count	1	1	2	
		50.0%	50.0%	100.0%	
Spain - Barcelona	Count	5	3	8	
		62.5%	37.5%	100.0%	
Mexico	Count	4	2	6	
		66.7%	33.3%	100.0%	
Total		Count	22	10	32
			68.8%	31.3%	100.0%

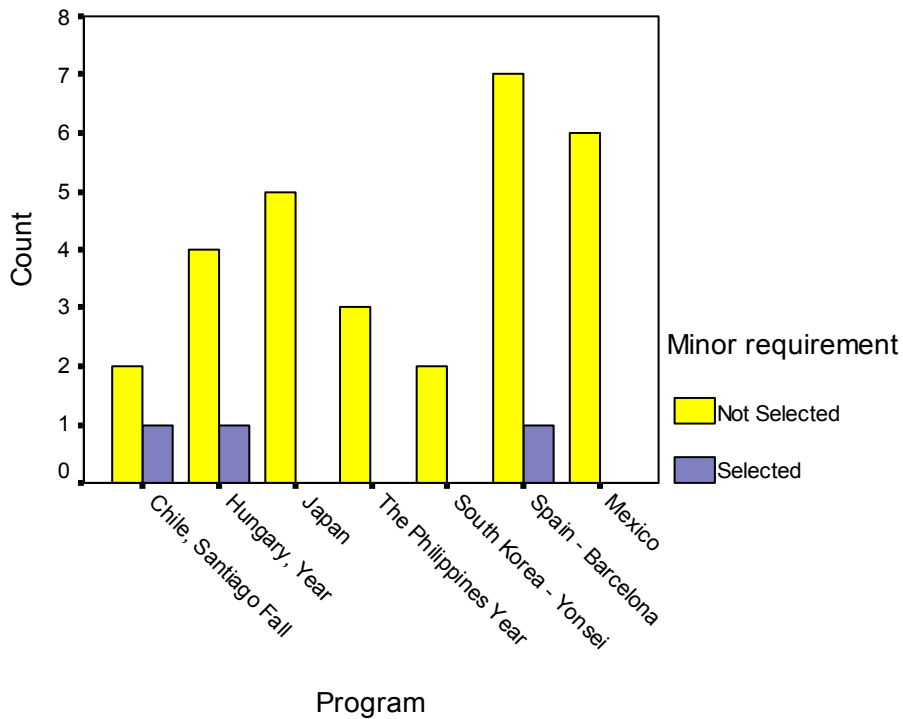
Source: UOEAP, SM&C, Research August 2004.



#10b. Minor requirement

		Minor requirement		Total
		Not Selected	Selected	
Program	Chile, Santiago Fall or Year	Count 2 66.7%	1 33.3%	3 100.0%
	Hungary, Year	Count 4 80.0%	1 20.0%	5 100.0%
	Japan	Count 5 100.0%	0 .0%	5 100.0%
	The Philippines Year	Count 3 100.0%	0 .0%	3 100.0%
	South Korea - Yonsei Fall or Year	Count 2 100.0%	0 .0%	2 100.0%
	Spain - Barcelona	Count 7 87.5%	1 12.5%	8 100.0%
	Mexico	Count 6 100.0%	0 .0%	6 100.0%
Total		Count 29 90.6%	3 9.4%	32 100.0%

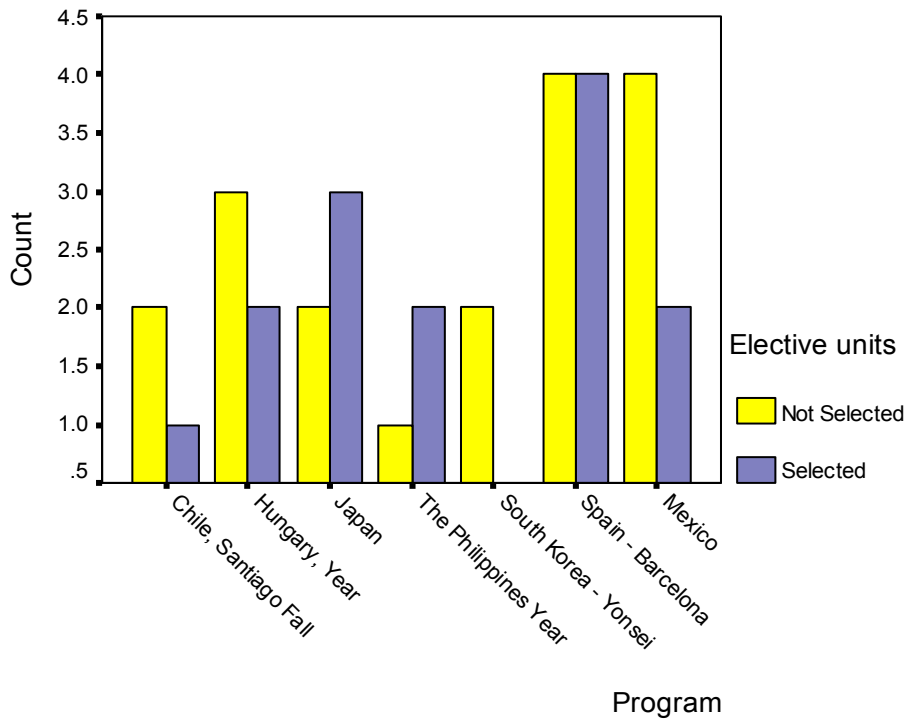
Source: UOEAP, SM&C, Research August 2004.



#10c. Elective units

		Elective units		Total	
		Not Selected	Selected		
Program	Chile, Santiago Fall or Year	Count	2	1	3
			66.7%	33.3%	100.0%
	Hungary, Year	Count	3	2	5
			60.0%	40.0%	100.0%
	Japan	Count	2	3	5
			40.0%	60.0%	100.0%
	The Philippines Year	Count	1	2	3
		33.3%	66.7%	100.0%	
	South Korea - Yonsei Fall or Year	Count	2	0	2
			100.0%	.0%	100.0%
	Spain - Barcelona	Count	4	4	8
			50.0%	50.0%	100.0%
	Mexico	Count	4	2	6
			66.7%	33.3%	100.0%
Total		Count	18	14	32
			56.3%	43.8%	100.0%

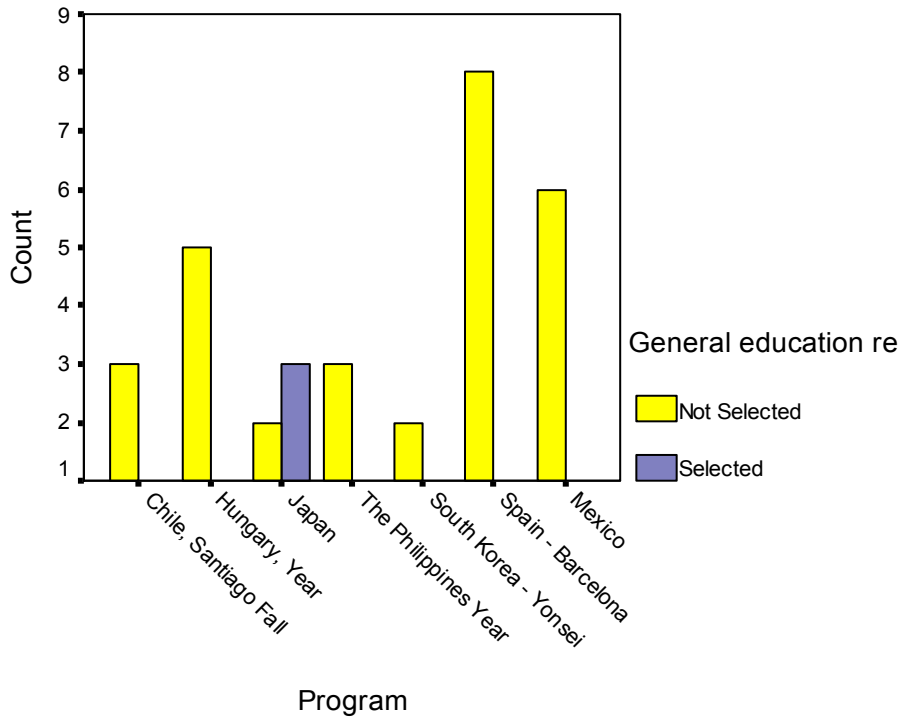
Source: UOEAP, SM&C, Research August 2004.



#10d. General education requirements

		General education requirements		Total	
		Not Selected	Selected		
Program	Chile, Santiago Fall or Year	Count	3	0	3
			100.0%	.0%	100.0%
	Hungary, Year	Count	5	0	5
			100.0%	.0%	100.0%
	Japan	Count	2	3	5
			40.0%	60.0%	100.0%
	The Philippines Year	Count	3	0	3
			100.0%	.0%	100.0%
South Korea - Yonsei Fall or Year	Count	2	0	2	
		100.0%	.0%	100.0%	
Spain - Barcelona	Count	8	0	8	
		100.0%	.0%	100.0%	
Mexico	Count	6	0	6	
		100.0%	.0%	100.0%	
Total		Count	29	3	32
			90.6%	9.4%	100.0%

Source: UOEAP, SM&C, Research August 2004.



#10B. Other Uses (4 responses)

Case Summaries

		10B Other use(s), please list (response limit of 250 characters)	
Program	The Philippines Year		<i>i dont need the credit</i> 1
	Spain - Barcelona		<i>learn from, write thesis with info</i> 1
	Mexico		<i>just to take it instead of another course while in eap.</i>
			<i>Just for credit and to put towards my international business certificate from TEC.</i> 2
	Total		4

Source: UOEAP, SM&C, Research August 2004.

Summary #10

		Major requirement		Minor requirement		Elective units		General education requirements	
		Not Selected	Selected	Not Selected	Selected	Not Selected	Selected	Not Selected	Selected
Program	Chile, Santiago Fall or Year	1	2	2	1	2	1	3	
	Hungary, Year	4	1	4	1	3	2	5	
	Japan	4	1	5		2	3	2	3
	The Philippines Year	3		3		1	2	3	
	South Korea - Yonsei Fall or Year	1	1	2		2		2	
	Spain - Barcelona	5	3	7	1	4	4	8	
	Mexico	4	2	6		4	2	6	
Total	22	10	29	3	18	14	29	3	

Source: UOEAP, SM&C, Research August 2004.

Multiple Response Summary

#10. How do you plan to use the credit you earn for this internship?

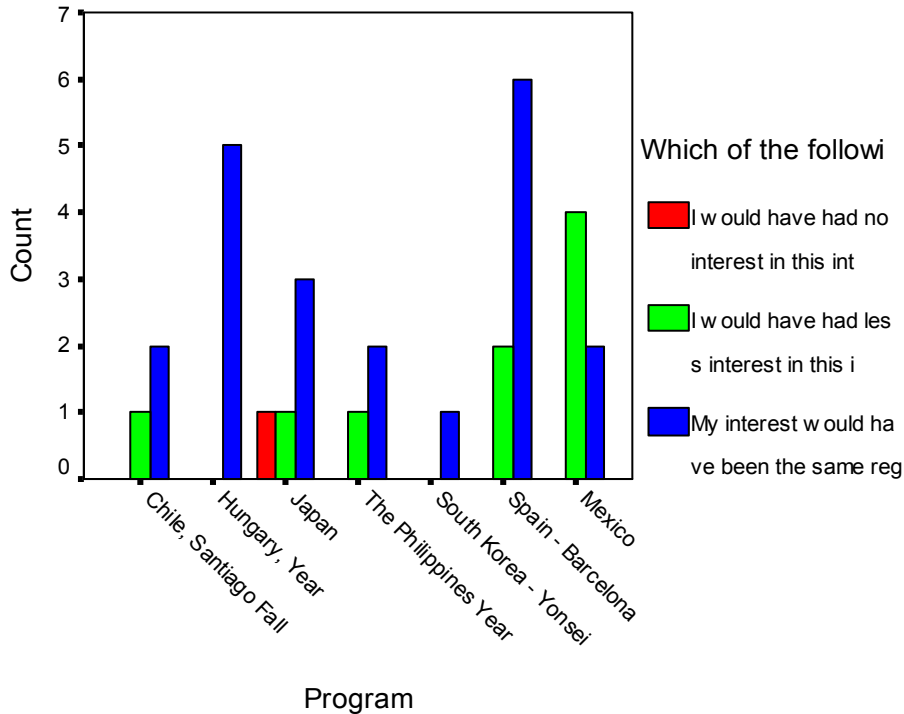
Dichotomy label	Name	Count	Pct of Responses	Pct of Cases
Major requirement	majrqmt	10	29.4	34.5
Minor requirement	minrqmt	3	8.8	10.3
Elective units	electiv	14	41.2	48.3
General education requirements	gerqmt	3	8.8	10.3
Other	otruse	4	11.8	13.8
		-----	-----	-----
	Total responses	34	100.0	117.2

3 missing cases; 29 valid cases

In that 29 "valid cases" made 34 selections, we have slightly better than 1 selection per case (1.17). It would appear then that most have in mind only one use for their credit earned as an intern. Although the Percent of Cases is not as robust as we might like, it is actually more a reflection of the low number of responses, rather than a failure of the survey instrument to adequately anticipate the range of response.

		#11. Which of the following statements would best reflect your level of interest in doing this internship even if it DID NOT provide academic credit?			Total	
		I would have had no interest in this internship	I would have had less interest in this internship	My interest would have been the same regardless of credit		
Program	Chile, Santiago Fall or Year	Count	0	1	2	3
			.0%	33.3%	66.7%	100.0%
	Hungary, Year	Count	0	0	5	5
			.0%	.0%	100.0%	100.0%
	Japan	Count	1	1	3	5
			20.0%	20.0%	60.0%	100.0%
	The Philippines Year	Count	0	1	2	3
			.0%	33.3%	66.7%	100.0%
South Korea - Yonsei Fall or Year	Count	0	0	1	1	
		.0%	.0%	100.0%	100.0%	
Spain - Barcelona	Count	0	2	6	8	
		.0%	25.0%	75.0%	100.0%	
Mexico	Count	0	4	2	6	
		.0%	66.7%	33.3%	100.0%	
Total		Count	1	9	21	31
			3.2%	29.0%	67.7%	100.0%

Source: UOEAP, SM&C, Research August 2004. Question asked of those who answered 'Yes' to #6. 32 answered 'Yes', one missing



Questions #12-13 answered by participants who responded "No" to #6 -"Have you enrolled or are planning to enroll in an internship that IS for academic credit as part of your EAP program?
(55 total participants answered "No")

		#12 Were you aware that internships for academic credit were an option on this program when you applied?				Total	
		Yes		No		Count	Row %
		Count	Row %	Count	Row %		
program mex collasp	Chile, Santiago Fall or Year	7	87.5%	1	12.5%	8	100.0%
	Japan	4	21.1%	15	78.9%	19	100.0%
	South Korea - Yonsei Fall or Year	4	80.0%	1	20.0%	5	100.0%
	Spain - Barcelona	8	61.5%	5	38.5%	13	100.0%
	Mexico	4	80.0%	1	20.0%	5	100.0%
Total		27	54.0%	23	46.0%	50	100.0%

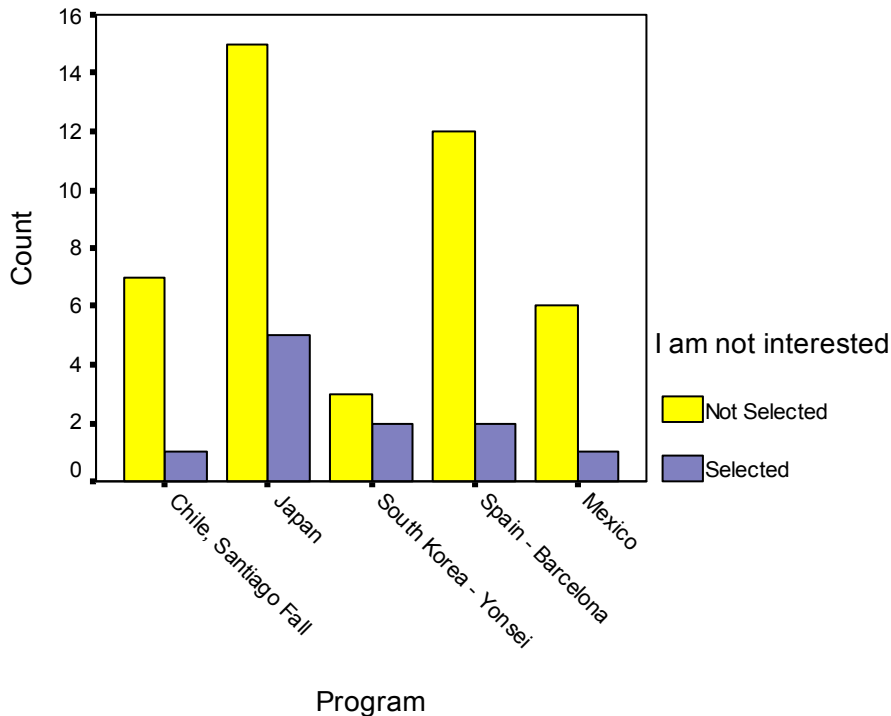
Source: UOEAP, SM&C, Research August 2004. 5 responses missing

#13 Which of the following statements best reflects your reasons for choosing NOT to do an internship for academic credit while on EAP? (select all that apply)

#13a. I am not interested in doing an internship/community service/volunteer work

			I am not interested in doing an internship/community service/volunteer work		Total
			Not Selected	Selected	
Program	Chile, Santiago Fall or Year	Count	7	1	8
			87.5%	12.5%	100.0%
	Japan	Count	15	5	20
			75.0%	25.0%	100.0%
	South Korea - Yonsei Fall or Year	Count	3	2	5
			60.0%	40.0%	100.0%
	Spain - Barcelona	Count	12	2	14
			85.7%	14.3%	100.0%
	Mexico	Count	6	1	7
			85.7%	14.3%	100.0%
Total		Count	43	11	54
			79.6%	20.4%	100.0%

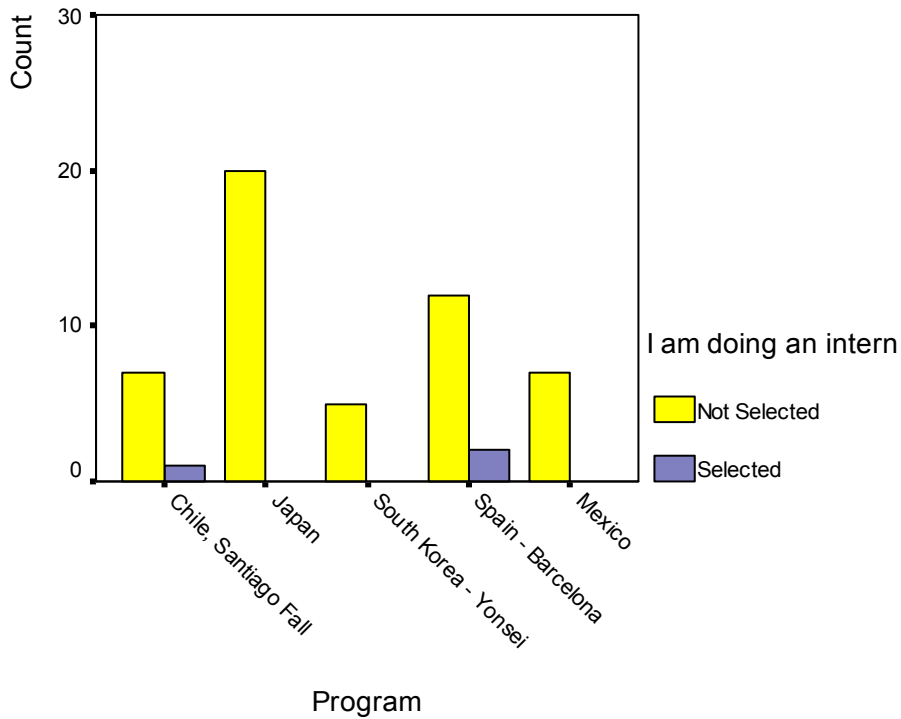
Source: UOEAP, SM&C, Research August 2004. 1 response missing



#13b. I am doing an internship but not for academic credit

			I am doing an internship but not for academic credit		Total
			Not Selected	Selected	
Program	Chile, Santiago Fall or Year	Count	7	1	8
			87.5%	12.5%	100.0%
	Japan	Count	20	0	20
			100.0%	.0%	100.0%
	South Korea - Yonsei Fall or Year	Count	5	0	5
			100.0%	.0%	100.0%
	Spain - Barcelona	Count	12	2	14
			85.7%	14.3%	100.0%
	Mexico	Count	7	0	7
			100.0%	.0%	100.0%
Total		Count	51	3	54
			94.4%	5.6%	100.0%

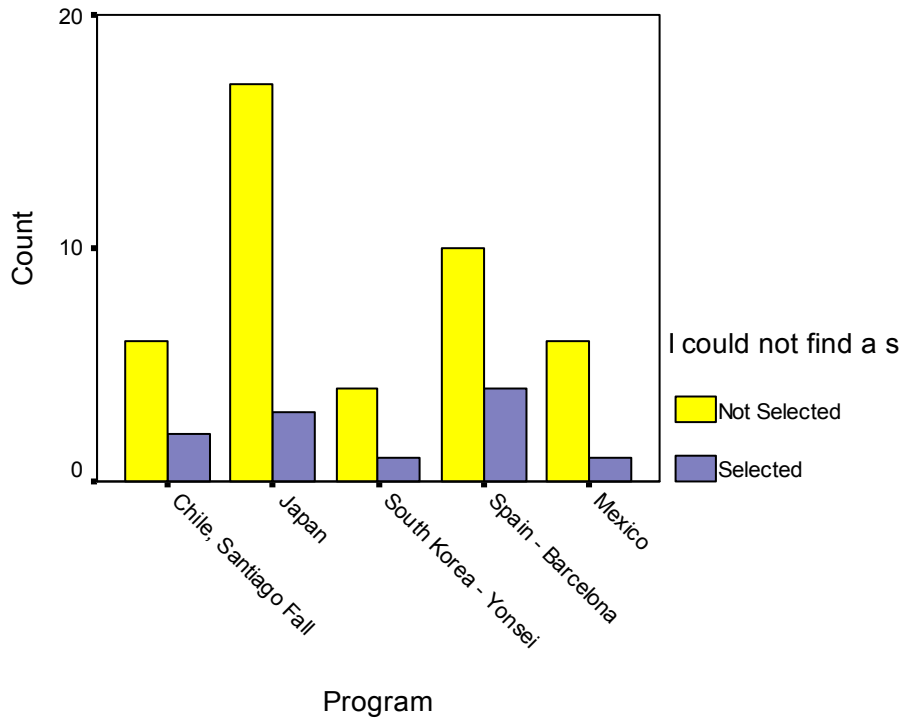
Source: UOEAP, SM&C, Research August 2004. 1 response missing



#13c. I could not find a suitable internship placement

			I could not find a suitable internship placement		Total
			Not Selected	Selected	
Program	Chile, Santiago Fall or Year	Count	6	2	8
			75.0%	25.0%	100.0%
	Japan	Count	17	3	20
			85.0%	15.0%	100.0%
	South Korea - Yonsei Fall or Year	Count	4	1	5
			80.0%	20.0%	100.0%
	Spain - Barcelona	Count	10	4	14
			71.4%	28.6%	100.0%
	Mexico	Count	6	1	7
			85.7%	14.3%	100.0%
Total		Count	43	11	54
			79.6%	20.4%	100.0%

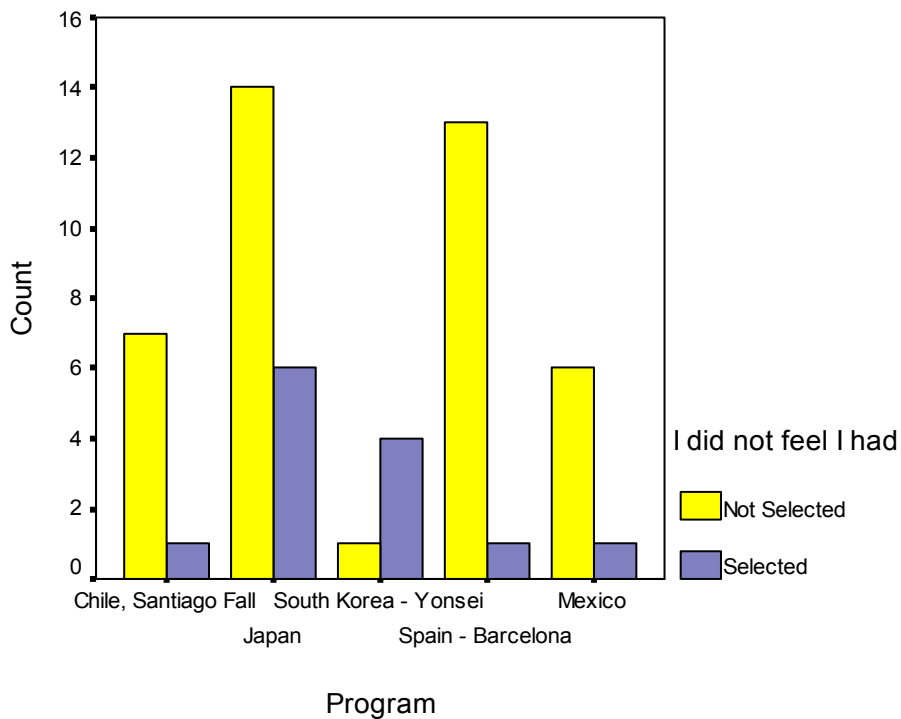
Source: UOEAP, SM&C, Research August 2004. 1 response missing



#13d. I did not feel I had sufficient language skills to successfully participate in an internship

			I did not feel I had sufficient language skills to successfully participate in an internship		Total
			Not Selected	Selected	
Program	Chile, Santiago Fall or Year	Count	7	1	8
			87.5%	12.5%	100.0%
	Japan	Count	14	6	20
			70.0%	30.0%	100.0%
	South Korea - Yonsei Fall or Year	Count	1	4	5
			20.0%	80.0%	100.0%
	Spain - Barcelona	Count	13	1	14
			92.9%	7.1%	100.0%
	Mexico	Count	6	1	7
			85.7%	14.3%	100.0%
Total		Count	41	13	54
			75.9%	24.1%	100.0%

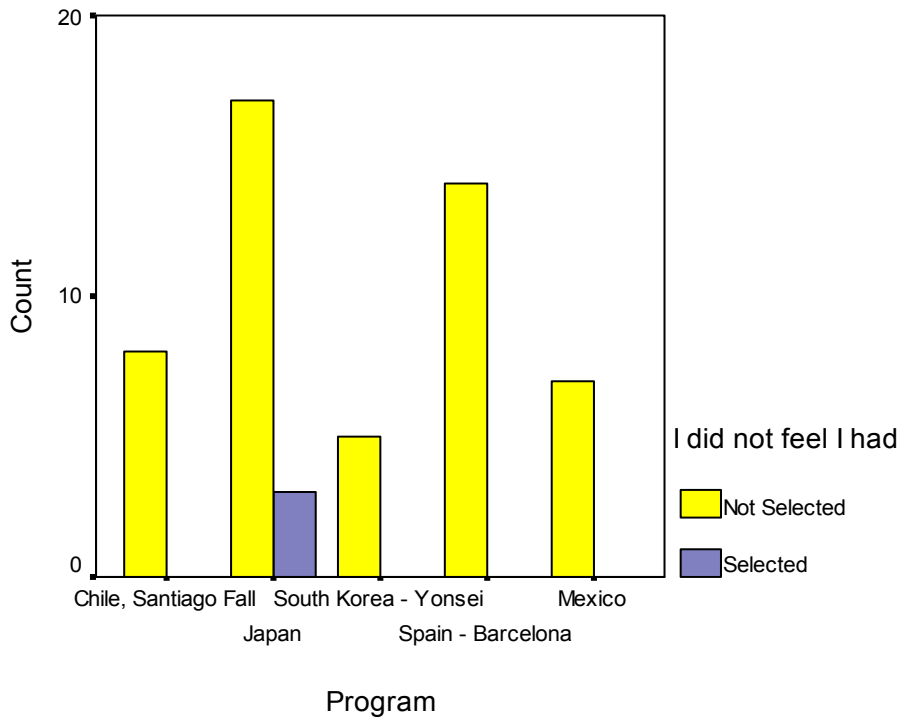
Source: UOEAP, SM&C, Research August 2004. 1 response missing



#13e. I did not feel I had the professional skills needed to successfully participate in an internship

			I did not feel I had the professional skills needed to successfully participate in an internship		Total
			Not Selected	Selected	
Program	Chile, Santiago Fall or Year	Count	8	0	8
			100.0%	.0%	100.0%
	Japan	Count	17	3	20
			85.0%	15.0%	100.0%
	South Korea - Yonsei Fall or Year	Count	5	0	5
			100.0%	.0%	100.0%
	Spain - Barcelona	Count	14	0	14
			100.0%	.0%	100.0%
	Mexico	Count	7	0	7
			100.0%	.0%	100.0%
Total		Count	51	3	54
			94.4%	5.6%	100.0%

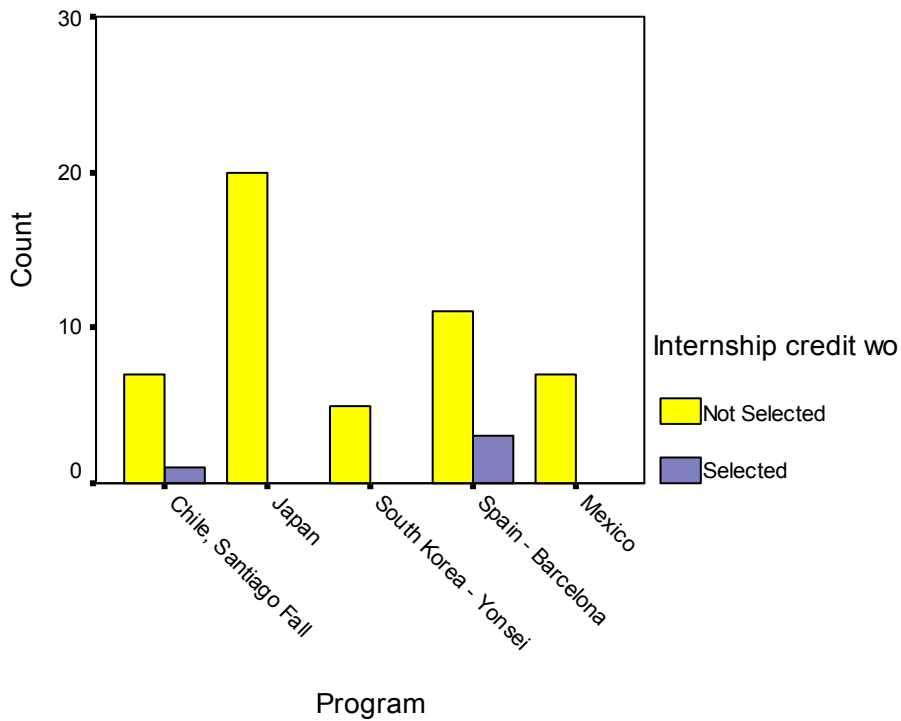
Source: UOEAP, SM&C, Research August 2004. 1 response missing



#13f. Internship credit would not count towards my major requirements

			Internship credit would not count towards my major requirements		Total
			Not Selected	Selected	
Program	Chile, Santiago Fall or Year	Count	7	1	8
			87.5%	12.5%	100.0%
	Japan	Count	20	0	20
			100.0%	.0%	100.0%
	South Korea - Yonsei Fall or Year	Count	5	0	5
			100.0%	.0%	100.0%
	Spain - Barcelona	Count	11	3	14
			78.6%	21.4%	100.0%
	Mexico	Count	7	0	7
			100.0%	.0%	100.0%
Total		Count	50	4	54
			92.6%	7.4%	100.0%

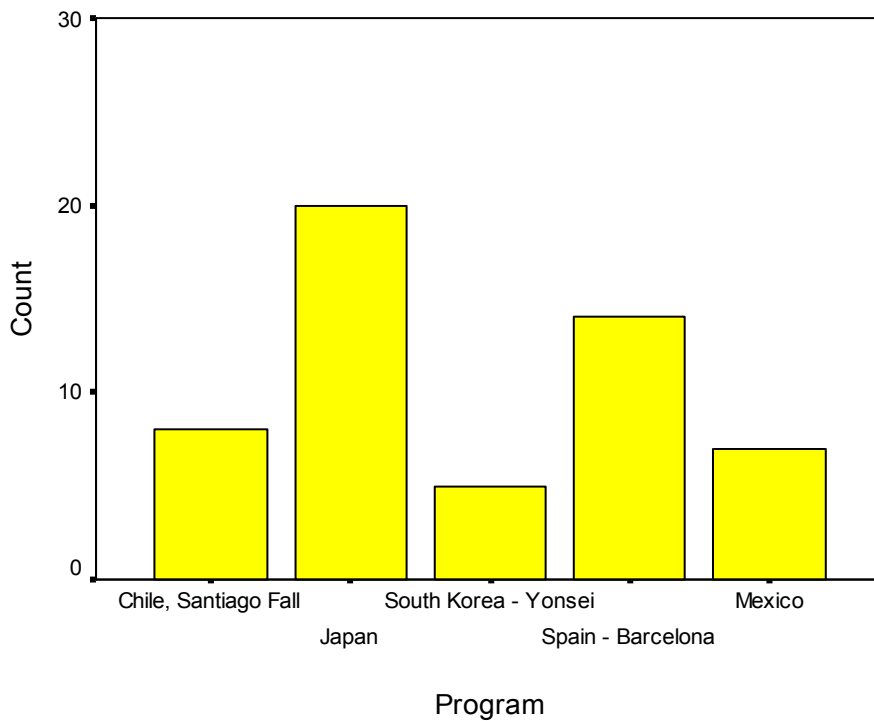
Source: UOEAP, SM&C, Research August 2004. 1 response missing



#13g. Internship credit would not count towards my minor requirements

		Internship credit would not count towards my minor requirements	
		<i>Not Selected</i>	Total
Program	Chile, Santiago Fall or Year	Count	8
			100.0%
	Japan	Count	20
			100.0%
	South Korea - Yonsei Fall or Year	Count	5
			100.0%
	Spain - Barcelona	Count	14
			100.0%
	Mexico	Count	7
			100.0%
<i>Total</i>		Count	54
			100.0%

Source: UOEAP, SM&C, Research August 2004. 1 response missing



#13B. Other reasons. (24 responses)

Case Summaries

		13B Other reason for not interning: (response limited to 250 characters)	
Program	Chile, Santiago Fall or Year	1	<i>i wanted to do some form of community service but did not want to write the paper the internship with credit required.</i>
		2	<i>i already exceed the max number of units at my school, so i could not sign up for more credits</i>
		3	<i>I had such a hard time finding anything that I was interested in mainly because I found that EAP(in every aspect) did not offer any resources for the Queer students participating in the program. In Chile, I had a difficult time understanding why when giv</i>
		4	<i>too lazy to look for one</i>
		Total	N
	Japan	1	<i>I dont have a clue where to look</i>
		2	<i>I didn't know I could</i>
		3	<i>I had no idea that a program like that existed</i>
		4	<i>i just never really thought about it. Although I would be interested in volunteering in the community for now credit.</i>
		5	<i>Was not aware of the availability of the program.</i>
		6	<i>I need to use that time to work for cold-hard cash tutoring english on my own time.</i>
		7	<i>Did not know I could even do an internship.</i>
		8	<i>Wasn't aware of the possibility/wasn't given the opportunity to sign up</i>
	Total	N	8
	South Korea - Yonsei Fall or Year	1	<i>My time of stay was too short to actually get something meaningful out of the internship. However, I did participate in volunteer work and part time tutoring which I was still able to gain a good cultural experience. Next semester abroad I will also try t</i>
		Total	N
	Spain - Barcelona	1	<i>Limited time and intense desire to travel that would compromise my performance in any internship program</i>
		2	<i>EAP is a joke and they really don't do anything but make the year more difficult, and more expensive. They answer questions without checking and students lifes get messed with.</i>
		3	<i>I don't feel like I have enough time.</i>
		4	<i>I feel that the internships being offered were not well announced to the students. Therefore i did not know how to go about applying for an internship</i>
		5	<i>no internships were offered that had anything to do with me, my major, or my interests.</i>
		6	<i>Haven't found, or haven't looked for the right internship, nor had the time to do so</i>
		7	<i>I'm satisfied in seeking out my own opportunities in the community.</i>
	Total	N	7
Mexico	1	<i>An internship does not have the same meaning in Mexico as it does in the US. I did not want to get stuck pushing paper and not learning anything.</i>	
	2	<i>I wanted to concetrate more on my classes and getting to know the city.</i>	
	3	<i>Wanted to just be a student</i>	
	4	<i>Had too many other courses that I was interested in taking. however, looking back I wish i had done an internship as well.</i>	
	Total	N	4
Total	N	24	

Source: UOEAP, SM&C, Research August 2004.

Summary #13

		I am not interested in doing an internship/community service/volunteer work		I am doing an internship but not for academic credit		I could not find a suitable internship placement		I did not feel I had sufficient language skills to successfully participate in an internship		I did not feel I had the professional skills needed to successfully participate in an internship		Internship credit would not count towards my major requirements		Internship credit would not count towards my minor requirements
		Not Selected	Selected	Not Selected	Selected	Not Selected	Selected	Not Selected	Selected	Not Selected	Selected	Not Selected	Selected	Not Selected
Program	Chile, Santiago Fall or Year	7	1	7	1	6	2	7	1	8		7	1	8
	Japan	15	5	20		17	3	14	6	17	3	20		20
	South Korea - Yonsei Fall or Year	3	2	5		4	1	1	4	5		5		5
	Spain - Barcelona	12	2	12	2	10	4	13	1	14		11	3	14
	Mexico	6	1	7		6	1	6	1	7		7		7
Total	43	11	51	3	43	11	41	13	51	3	50	4	54	

Source: UOEP, SM&C, Research August 2004.

Multiple Response Summary

Dichotomy label	Name	Count	Pct of Responses	Pct of Cases
I am not interested in doing an internsh	notanyit	11	15.3	20.8
I am doing an internship but not for aca	itrnwoc	3	4.2	5.7
I could not find a suitable internship p	noplac	11	15.3	20.8
I did not feel I had sufficient language	nolngsk	14	19.4	26.4
I did not feel I had the professional sk	nofrpfsk	3	4.2	5.7
Internship credit would not count toward	nomajcdt	5	6.9	9.4
Internship credit would not count toward	nomincdt	1	1.4	1.9
Other	otnotint	24	33.3	45.3
		-----	-----	-----
	Total responses	72	100.0	135.8

2 missing cases; 53 valid cases

The relatively low response rate (1.35) against such a wide range (7 stated, with one unstated or "other" category) suggests either an inadequate survey or a low threshold of discouragement from serving as an intern (just one reason is all it took?). However, that so many felt it necessary to select other, it suggests an inadequate survey and a need to carefully use the qualitative response field. The range of response is open to interpretation except for in Japan where student seem to have been uninformed of the opportunity.